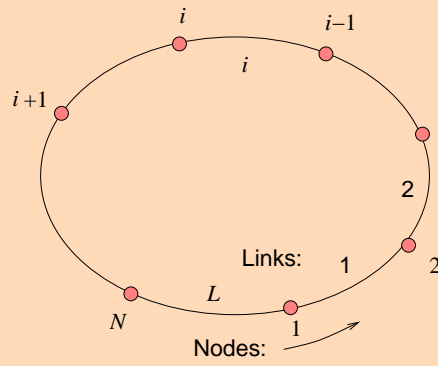
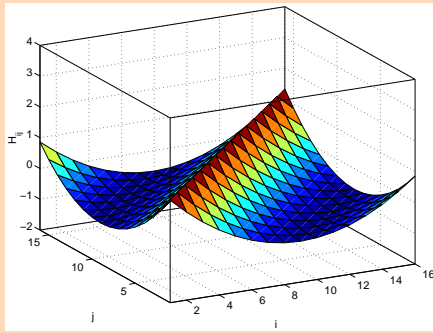


(a)



(b)



(c)

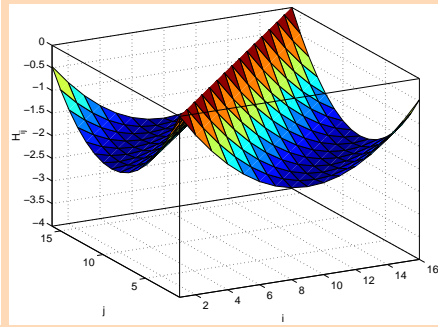


FIGURE 5.2.2 (a) Illustration of a one-dimensional periodic network consisting of nodes connected by links. Graph of (b) the Moore-Penrose Green's function and (c) the normalized Moore-Penrose Green's function for $N = 16$.